

# Essential Digital Skills Support and Resources


8<sup>th</sup> October 2020





# Purpose of session

- Context and National Standards for Essential Digital Skills
- CPD Resources: Education and Training Foundation
- Learner Resources: Good Things Foundation
- Qualification Support: Gateway Qualifications



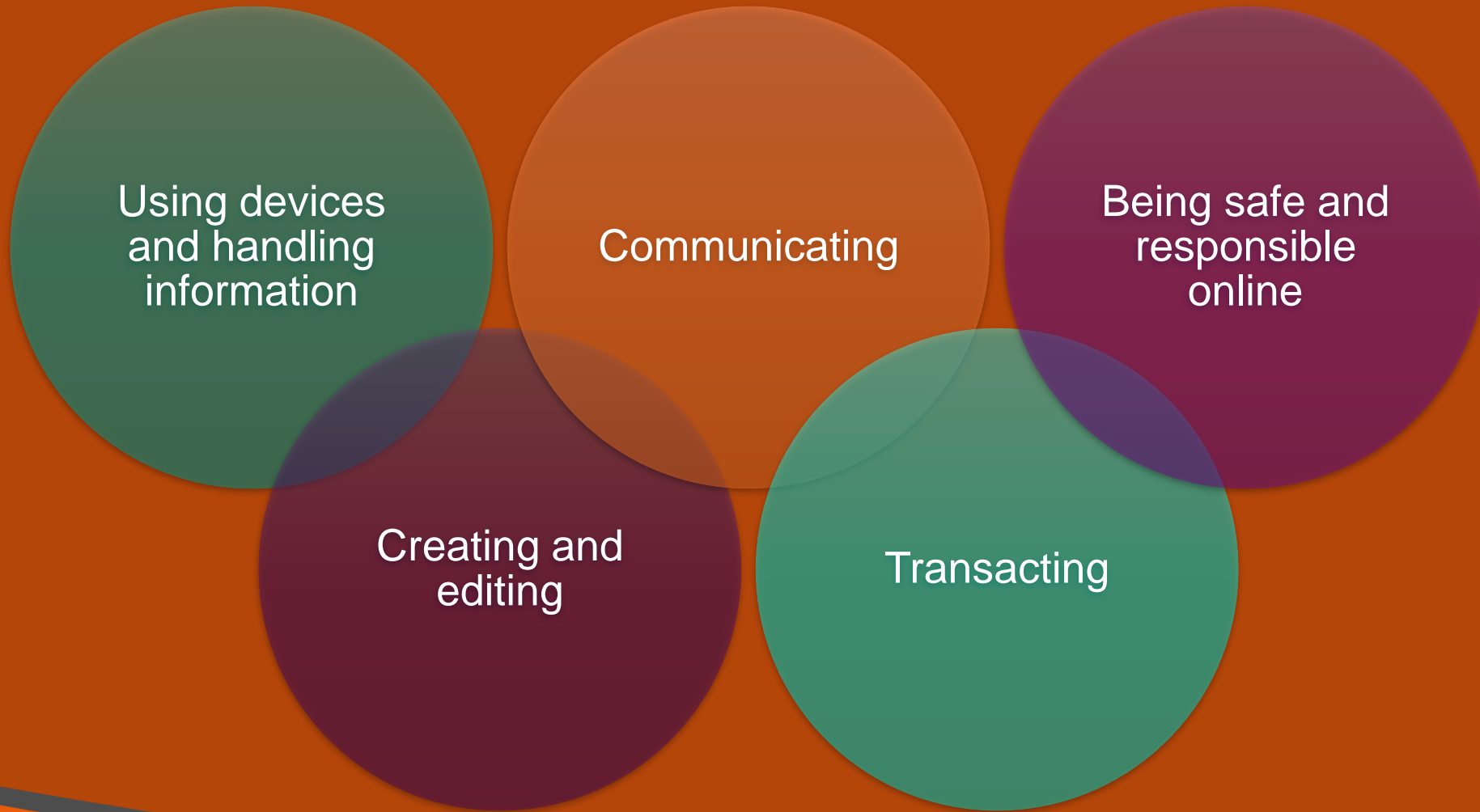


# The National Context

- National entitlement to fully fund eligible adults with no or low digital skills to enrol on specified digital qualifications at Entry level and Level 1 from August 2020
- Only Essential Digital Skills qualifications can be used for the legal entitlement
- Essential Digital Skills qualifications now available at Entry 3 and Level 1



# National standards for essential digital skills







Three people are seated at a table in a meeting. On the left, a young man in a blue Under Armour jacket looks down. In the center, a woman with glasses and a denim vest over a red top looks forward, holding a pen. On the right, a man in a patterned shirt is seen in profile, looking towards the woman. A large red banner with white text is overlaid on the right side of the image.

# ESSENTIAL DIGITAL SKILLS

**NICK JEANS**

GATEWAY QUALIFICATIONS WEBINAR

OCTOBER 8<sup>TH</sup> 2020



# ETF'S CPD TRAINING PROGRAMME

## 1. Interactive self-assessment tool

- Identify training needs
- Linked to the training modules
- Responsive to the differentiated skills gaps of practitioners

## 2. Online resources

- 20 short online learning modules
- Teaching exemplars
- Digital badges to recognise achievement

<https://enhance.etfoundation.co.uk/eds>



## CPD TRAINING PROGRAMME 2

### 3. Online Workshops

- Series of online events, panel discussions, skills meet-ups
- Train the Trainer and pathway specific events

### 4. Communities of Practice

- Peer/pathway/sector support
- Sustainability
- Ongoing share of practices

### 5. Multimedia Toolkit

- Guidance material
- Team meetings support and organisational guidance



# UNDERSTANDING ESSENTIAL DIGITAL SKILLS PROGRAMME

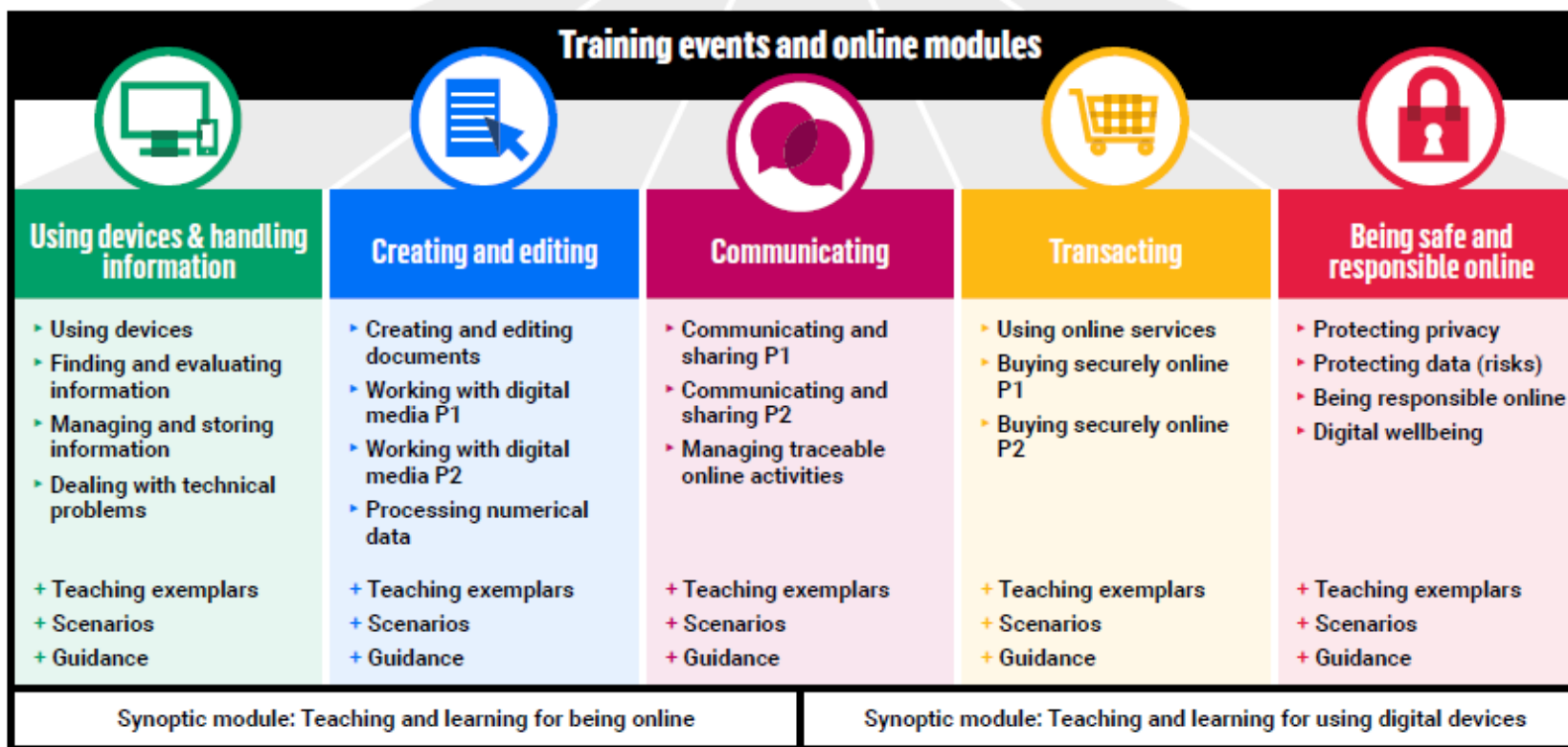
## Essential Digital Skills

Professional development programme to support teachers and trainers

#EnhanceEDS



Self-assessment tool

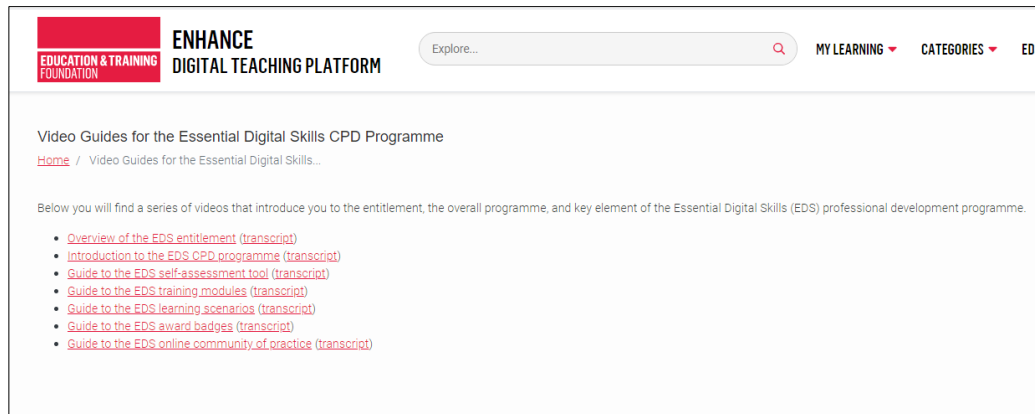


Communities of practice



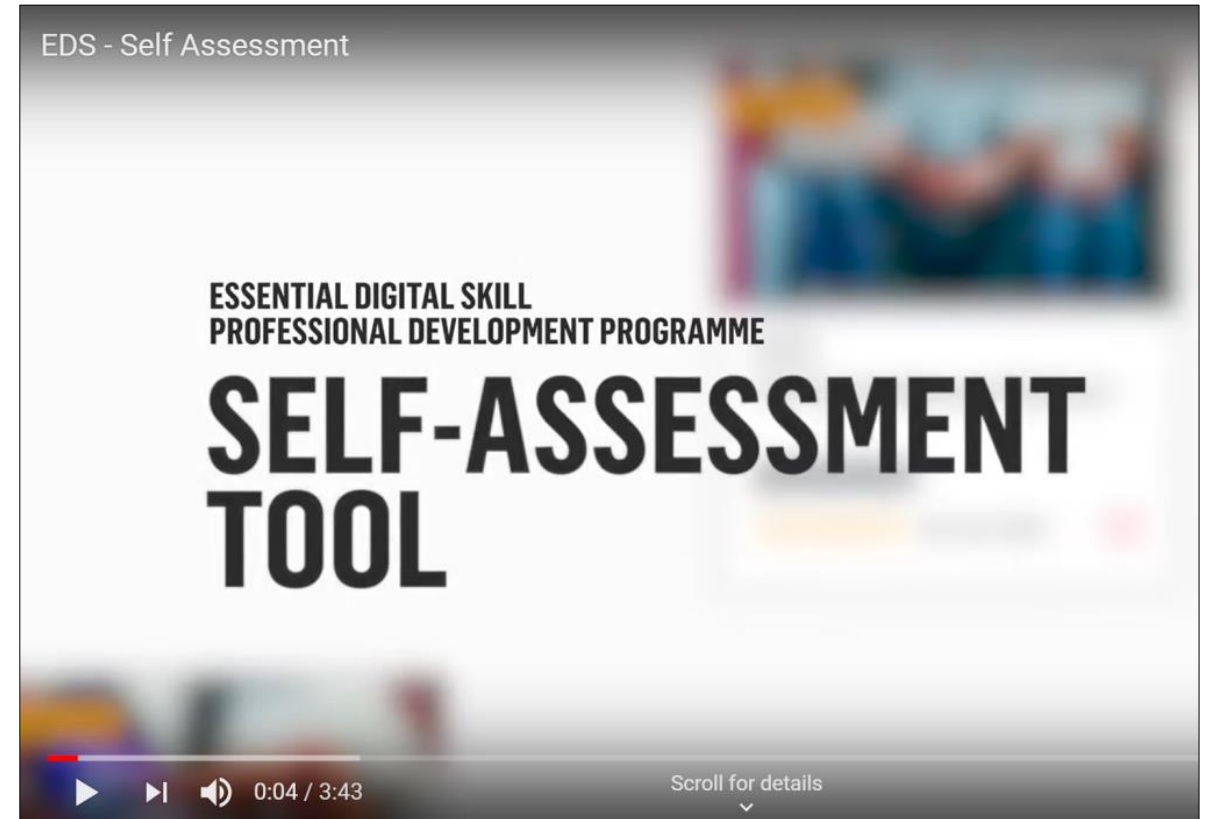
# VIDEO GUIDES

- Video guides
- Introduce you to the entitlement, the overall programme, and key elements of the Essential Digital Skills (EDS) professional development programme



The screenshot shows the 'Enhance Digital Teaching Platform' website. The header includes the 'Education & Training Foundation' logo, the text 'ENHANCE DIGITAL TEACHING PLATFORM', a search bar with 'Explore...' and a magnifying glass icon, and navigation links for 'MY LEARNING', 'CATEGORIES', and 'EDS'. The main content area is titled 'Video Guides for the Essential Digital Skills CPD Programme' and includes a breadcrumb trail 'Home / Video Guides for the Essential Digital Skills...'. Below this, a paragraph states: 'Below you will find a series of videos that introduce you to the entitlement, the overall programme, and key element of the Essential Digital Skills (EDS) professional development programme.' A list of seven video guides is provided, each with a red dot bullet and a link in red text followed by '(transcript)':

- [Overview of the EDS entitlement](#) (transcript)
- [Introduction to the EDS CPD programme](#) (transcript)
- [Guide to the EDS self-assessment tool](#) (transcript)
- [Guide to the EDS training modules](#) (transcript)
- [Guide to the EDS learning scenarios](#) (transcript)
- [Guide to the EDS award badges](#) (transcript)
- [Guide to the EDS online community of practice](#) (transcript)

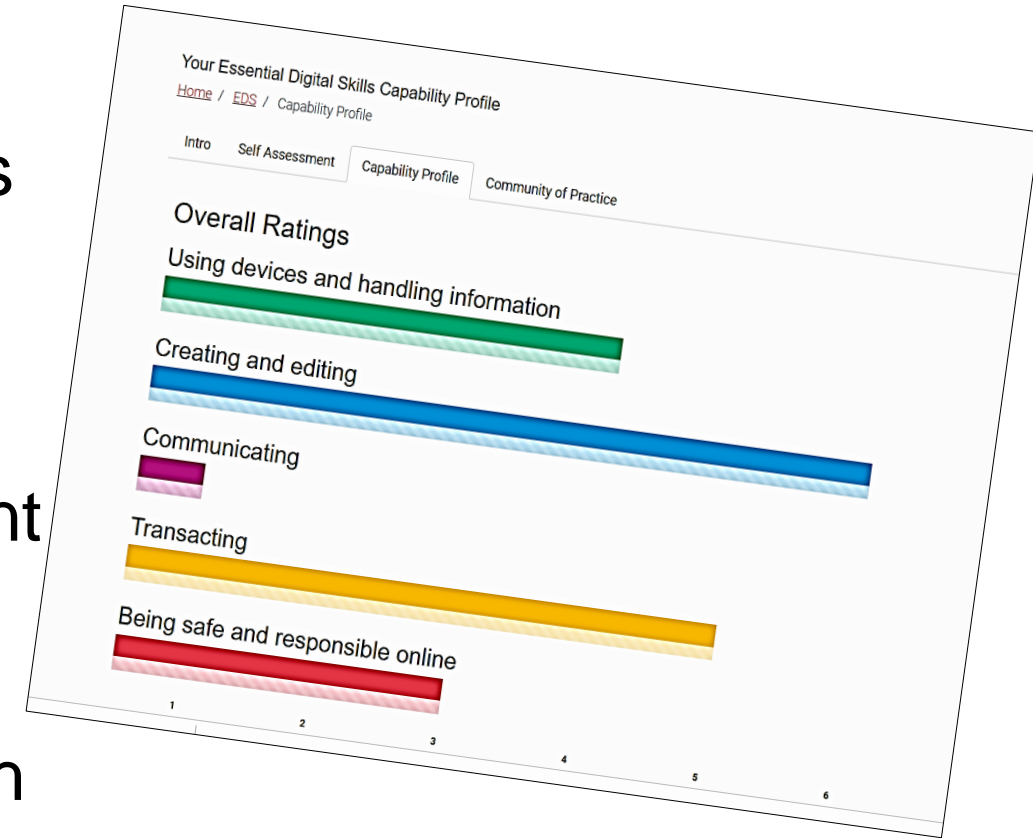




# INTERACTIVE SELF-ASSESSMENT TOOL

To start on your training, you will need to complete your self-assessment. This will:

- Help you to reflect on your existing skills and experience
- Identify where you need additional training support
- Guide you to the online modules relevant to your training needs
- Provide you with an EDS capability profile, updated as you progress through the modules to show your professional development.

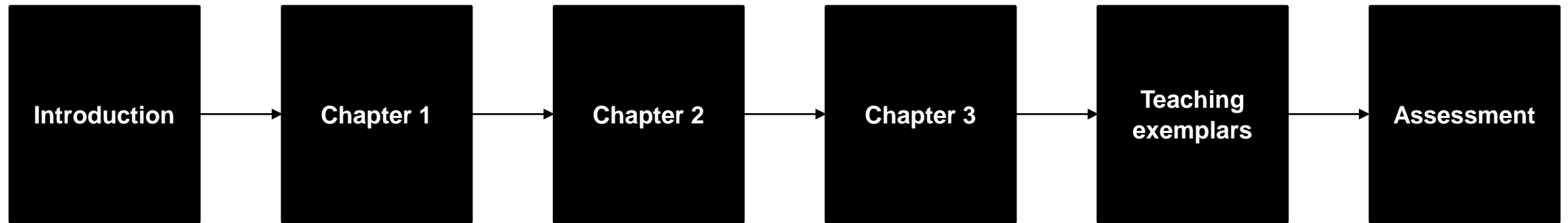


<https://enhance.etfoundation.co.uk/eds>



# MODULES

- 20 modules to cover the standards
- Each about 15 minutes long
- Each module with this format:

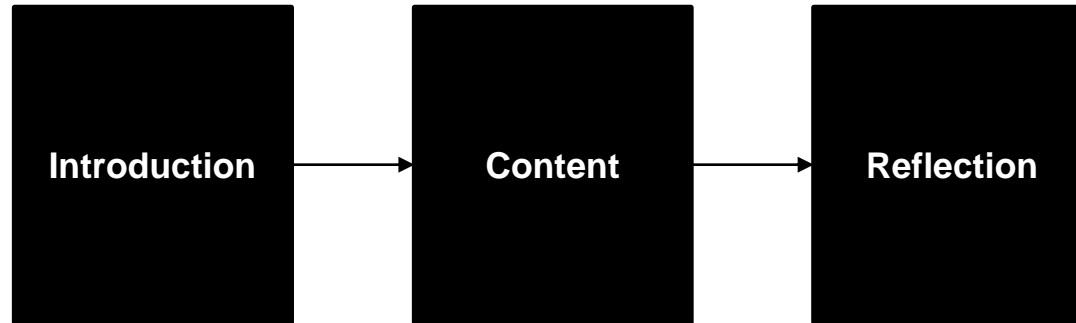


Introduction shows list of the chapters and overview: what you need to know to teach this area



# MODULE DEVELOPMENT

- Each chapter follows this format:





# ASSESSMENT

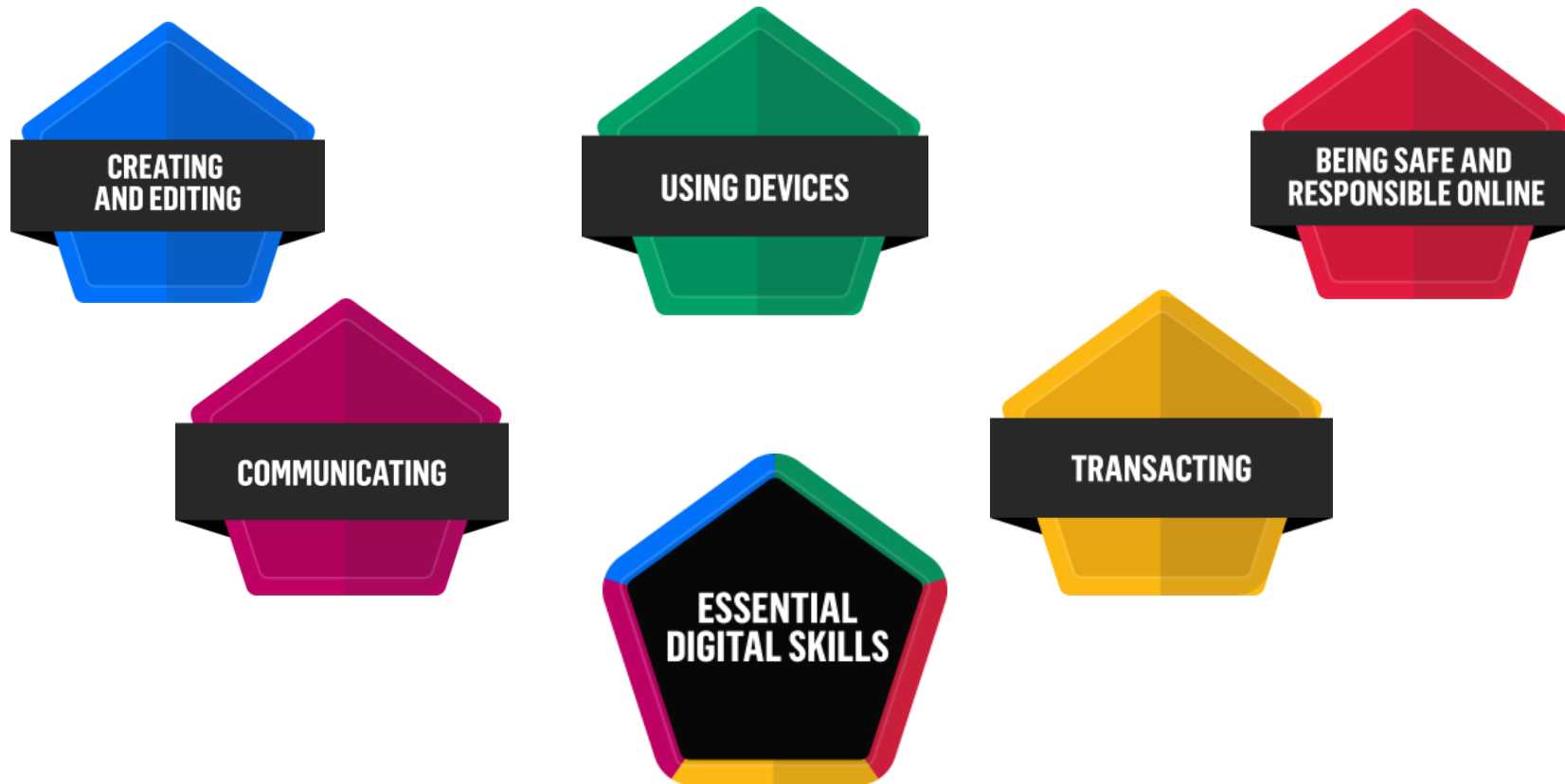
- 8 questions
- Overall feedback to tell you how you did
- Each question gives feedback if answered incorrectly, pointing to the chapter you need to look back at
- 100% required in the test

When successfully completed, you get a digital badge.



# BADGES

- Complete one of the 5 skill areas to get a badge
- Complete all 5 skill areas – get the full badge





# SHARING IDEAS



“

## Communities of Practice

***Communities of practice are groups of people who share a concern or a passion for something they do and learn how to do it better as they interact regularly.***

Wenger-Trayner

‘Communities of practice 1 A brief introduction  
– V April 15, 2015’





# EDS COMMUNITY OF PRACTICE

The purpose of the CoP is to stimulate professional discussion to improve practice, supporting one another in adapting the module content to meet the needs of specific contexts.

The screenshot shows the 'EDS Community Of Practice' page on the 'ENHANCE DIGITAL TEACHING PLATFORM'. The page header includes the Education & Training Foundation logo, a search bar, and navigation links for 'MY LEARNING', 'CATEGORIES', 'EDS', and 'EDTECH'. A user profile picture is in the top right corner. Below the header, the page title 'EDS Community Of Practice' is followed by a breadcrumb trail: 'Home / EDS / Community of Practice'. A navigation bar contains tabs for 'Intro', 'Self Assessment', 'Capability Profile', and 'Community of Practice'. The main content area features a link to 'View our Guide to the Essential Digital Skills community of practice, or download our video transcript.' and a paragraph explaining the aim of the CoP: 'The aim of this online Community of Practice is to provide peer support as you participate in the Essential Digital Skills professional development programme... It provides a space for follow up from the face-to-face training sessions and webinars, as well as a place for reflection and sharing... training modules. We anticipate that a number of communities of practice will develop for different teaching contexts and that you will be able to share your experiences and support each other.' Below this is a list of bullet points: '• Problem solving e.g. discussing what progress you have made back at base, any issues encountered and how you overcame them', '• Requests for information e.g. where can I find more information on being safe online?', and '• Sharing experience e.g. has anyone dealt with delivering online when poor connection?'. A 'Sticky Threads' section at the bottom left shows a thread titled 'Welcome to the EDS Community of Practice - Introduce yourself' with a comment from Angela Sanders dated 17/08/2020 15:18. A 'Recently Added Resources' section at the bottom right lists 'Essential Digital Skills Training'.

EDS Community Of Practice

[Home](#) / [EDS](#) / Community of Practice

Intro Self Assessment Capability Profile Community of Practice

[View our Guide to the Essential Digital Skills community of practice](#), or [download our video transcript](#).

The aim of this online Community of Practice is to provide peer support as you participate in the Essential Digital Skills professional development programme... It provides a space for follow up from the face-to-face training sessions and webinars, as well as a place for reflection and sharing... training modules. We anticipate that a number of communities of practice will develop for different teaching contexts and that you will be able to share your experiences and support each other.

- Problem solving e.g. discussing what progress you have made back at base, any issues encountered and how you overcame them
- Requests for information e.g. where can I find more information on being safe online?
- Sharing experience e.g. has anyone dealt with delivering online when poor connection?

Sticky Threads

Welcome to the EDS Community of Practice - Introduce yourself

Latest:  
Angela Sanders @ 17/08/2020 15:18  
Hi Peter - thank you for introducing...

Recently Added Resources

Recently added resources from the community.

- Essential Digital Skills Training



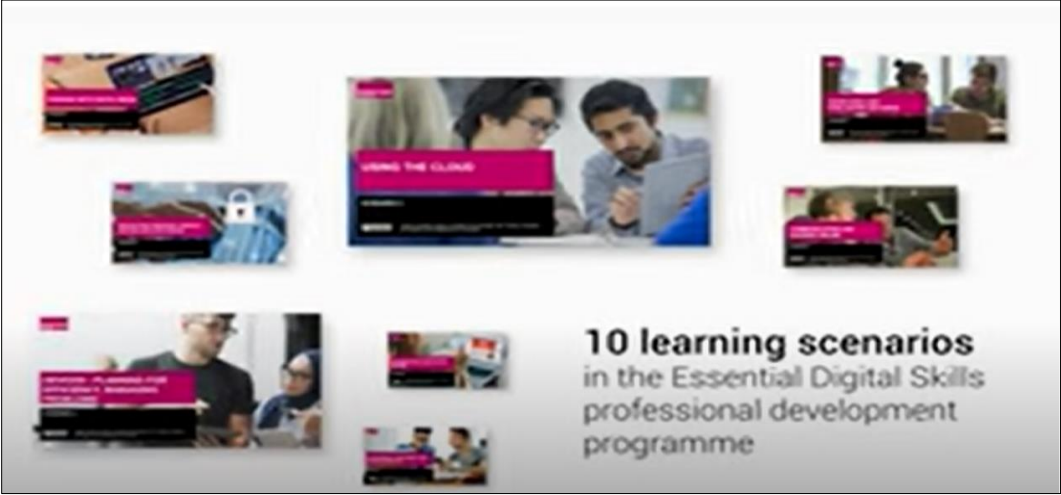
# NEXT STEPS







# NEXT STEPS

## Online resources

- Modules
- Scenarios
- Learning Guides



	English for Speakers of Other Languages (ESOL)	<a href="#">DOWNLOAD ESOL GUIDE</a>	<a href="#">DOWNLOAD ACCESSIBLE ESOL GUIDE</a>
	Offender Learning	<a href="#">DOWNLOAD OFFENDER LEARNING GUIDE</a>	<a href="#">DOWNLOAD ACCESSIBLE OFFENDER LEARNING GUIDE</a>
	Preparation for Life and Work (PLW)	<a href="#">DOWNLOAD PLW GUIDE</a>	<a href="#">DOWNLOAD ACCESSIBLE PLW GUIDE</a>
	Special Educational Needs and Disability (SEND)	<a href="#">DOWNLOAD SEND GUIDE</a>	<a href="#">DOWNLOAD ACCESSIBLE SEND GUIDE</a>



# FORTHCOMING ONLINE EVENTS

- Training the trainers
- Pathway specific webinars - panel discussions (OL, ESOL, PLW, SEND)
- Let's Chat – skills sessions
- Pathway specific meetups
- Community of Practice Q/A sessions

See ETF Booking pages for dates and times

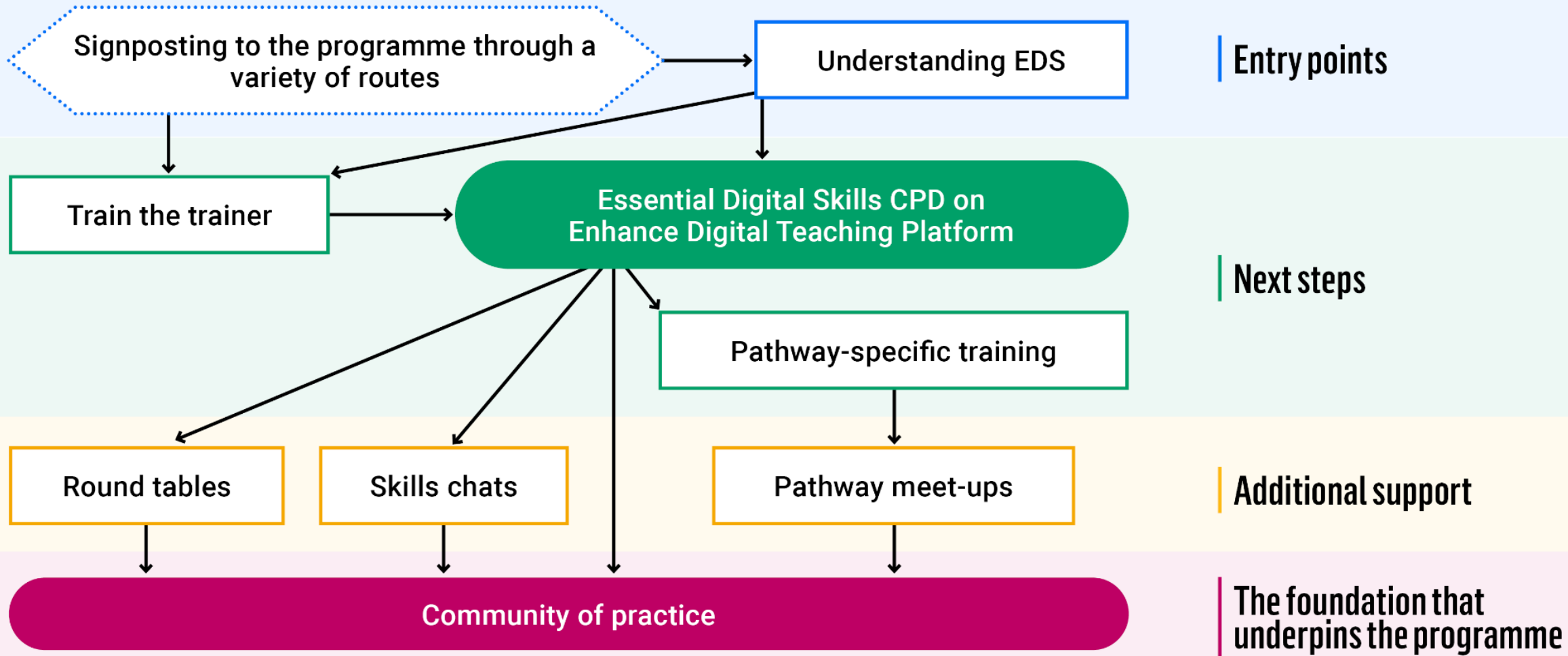
<https://booking.etfoundation.co.uk/course/search>





# Essential Digital Skills (EDS) training programme

● Online / Enhance Digital Teaching Platform (DTP)      □ Training sessions





[nick.jeans@sero.co.uk](mailto:nick.jeans@sero.co.uk)

ETFOUNDATION.CO.UK

**THANK YOU  
ANY QUESTIONS?**





# Resources supporting Essential Digital Skills Qualifications

**Laura Faulkner - Curriculum Development  
Manager**





# | Good Things Foundation

We are a social change charity, helping people to improve their lives through digital.

Blueprint for a 100% Digitally Included UK

#FixTheDigitalDivide



A Great Digital Catch Up will help 4.5 million people be happier, healthier and better off.  
Find out more in our new Blueprint



Good Things  
Foundation



# | Good Things Foundation



We've supported over  
3 million people  
to gain digital skills since  
2010



82%  
of the people we support  
are socially excluded



We lead a movement of  
5,000 centres with funding  
from government, charitable  
orgs & corporate partners



# | Online Centres Network

We work with thousands of community organisations.

These partnerships form the **Online Centres Network**.

[www.onlinecentresnetwork.org](http://www.onlinecentresnetwork.org)







Is the learning platform authored and published by Good Things Foundation.

- It is free to use.
- Registration is required.
- It is mapped to the Essential Digital Skills Standards (entry level).
- It does not provide any qualifications. It enables learners to become qualification ready.



## Screen Share :


- Structure of the learning resources
- Learner Management
- Blended Learning Resources


[www.learnmyway.com](http://www.learnmyway.com)



# |The Planner Tool

[<](#)

 **Planner**



**Hi Bill,**

**Thank you for choosing to take the Learn My Way Planner.**

By answering a few questions, we'll check what you need to learn and the things you already know.

We'll then suggest a full list of courses to help you reach your goals.

**It should only take a few minutes.**

[Get started](#)

[Return to home](#)



# |The Planner Tool

- The Planner is a tool intended to guide entry level learners in deciding where to start.
- It is mapped to the EDS standards and suggests courses in Learn My Way.
- It is not an initial assessment. Learners are asked about their confidence, interest and level of experience with digital skills.
- Produces a personalised list of suggested courses.



# |The Planner Tool

The Planner is free to use but at the moment you must have an online centre number to use the planner.

Screen Share :

- What the planner looks like
- How the planner works
- Results from the planner

[www.learnmyway.com/planner](http://www.learnmyway.com/planner)



| Make it click



[www.makeitclick.learnmyway.com/directory](http://www.makeitclick.learnmyway.com/directory)

Make It Click features free courses, tools and templates that you can trust. These resources are curated by Good Things Foundation. They are aimed at Level 1 learners, improving their skills.



# Any Questions?

**Laura Faulkner - Curriculum Development Manager**

**[laura.faulkner@goodthingsfoundation.org](mailto:laura.faulkner@goodthingsfoundation.org)**



[www.goodthingsfoundation.org](http://www.goodthingsfoundation.org)



# Essential Digital Skills Qualifications





# Qualification features

- Real skills for the real world
- Life, work and study covered in each qualification
- Online, on demand assessment
- Knowledge tested through multiple choice questions
- Assessments can be taken on different devices including a laptop, desktop or tablet
- Mock tests available





# Qualification details

- **Size:** 45 GLH at each level
- **Coverage:** each qualification covers all five of the skill areas from the national standards, and most of the skills statements in each skill area.
- **Purposes and target learner groups:**
  - Entry 3 - skills for life with an introduction to skills for work;
  - Level 1 - skills for life and work.



# Assessment of EDSQs

- Tasks set by Gateway Qualifications
- Tasks are teacher assessed, centre and AO quality assured
- Some adaptation allowed at E3 in particular for observed tasks
- Bank of online assessments to allow for resits
- Learners can refer to a bilingual dictionary





# Assessment structure and timings

Qualification	Entry level 3	Level 1
Assessment structure	A single assessment component comprising 3 parts	A single assessment component comprising 3 parts
Duration	Up to 1 hour 30 minutes plus a 15 minute supervised break plus observed tasks within a 14-day period	1 hour 45 minutes plus a 15 minute supervised break in between Parts 1 and 2.
Conditions	Supervised conditions	Supervised conditions
Total marks	44	54



# Weekly Webinar

## An Introduction to our Essential Digital Skills Qualifications

Same webinar.  
Different dates and times for your convenience.

[Click here to register](#)



# Support and Resources from Gateway Qualifications






# Documentation

- Specification
- EDSQ Centre Guide
- Glossary





# Sample Assessments



Qualifications ▾ Subject Areas ▾ Advice & Guidance ▾

About Us Gateway Latest Careers Contact Us Centre Login ▾

Search...

Home > Advice & Guidance > Delivering our Qualifications > Support Materials > Sample Assessments > Essential Digital Skills

## Essential Digital Skills

### Sample Assessment

Please complete the form below to access our online sample assessments for our Essential Digital Skills qualifications (EDSQ).

The samples are designed to enable you to see a working example of the online assessment.

Please note that the sample assessments have been created to mimic an assessment and do not contain all of the working functionality of the live assessments. For example, the sample environment does not allow for direct downloading and uploading of files which is available in the live assessments and the sample assessments do not record the responses and cannot be marked.

Centres registering learners on Essential Digital Skills will have access to mock assessments which offer a fully functioning, markable version for use with learners to prepare them for the final assessment.

For more information about each qualification, and to download the qualification specification, please visit the appropriate qualification page:

- [Gateway Qualifications Entry Level 3 in Essential Digital Skills](#)
- [Gateway Qualifications Level 1 in Essential Digital Skills](#)

### Webinar: An Introduction to our Essential Digital Skill Qualifications

[Find out more](#)

### Advice & Guidance

- Policies
- Delivering our Qualifications
- Help with Administration
- Training and Development
- Frequently Asked Questions

Question: E3EDSQ SAM Q4a  
Section: P1

Total Test Time Remal...  
00:59:14

Finish Test

Test: Candidate: USER Demo

P1  
P2  
P3

1  
2  
3  
4  
5  
6  
i

### Task 4 Buying the train tickets (5 marks)

Now buy your train tickets.

- Fill in the form to create an account.
- Your password must be at least 8 characters long and include 1 number.

(3 marks)

Email Address:


Password:




Confirm Password:


First name:


Last name:

To continue select the square with a **bus**. (1 mark)





 < Back Next >







# Delivery and Assessment Training





# Initial Assessment Tool



### Introduction and instructions

This questionnaire will help you and your tutor decide which level of EDSQ would be best for you.  
It will also show your strengths and weaknesses.

If you can already do a task, tick Yes. If you cannot do it, tick No.

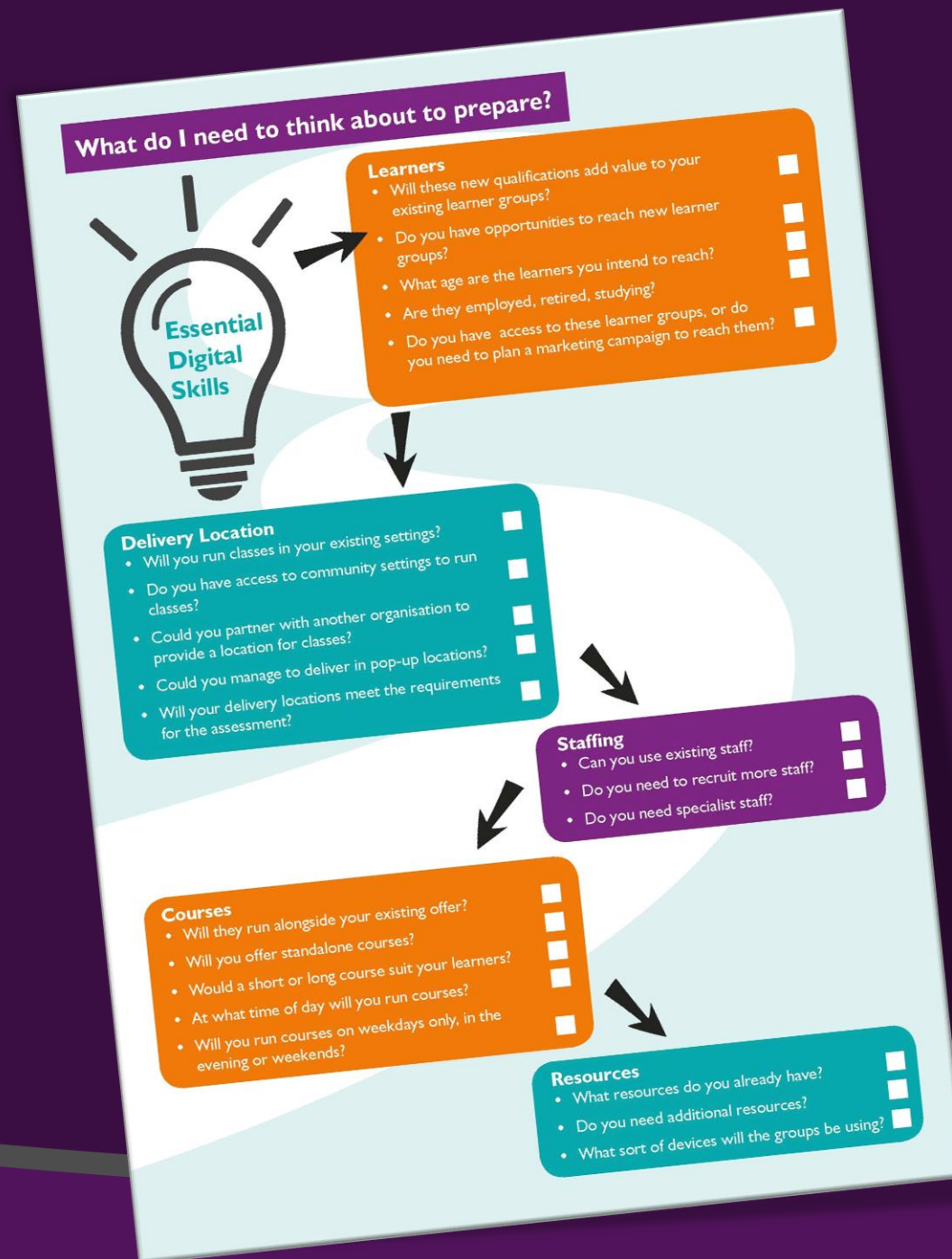
Do not spend too long thinking about your answer, if you're not comfortable with a skill, simply answer no.

The diagnostic assessment is just to help make sure you are on the qualification that is most likely to meet your needs.

[Get Started](#) press Enter ↵



# Preparation checklist





# Implementation ideas

- Alongside existing Adult provision
  - ESOL
  - Access to HE
- COVID recovery
  - Adult traineeships
  - Sector based work academies
  - With other qualifications and units
- In advance of an apprenticeship
- In community settings
- With non-regulated learning





# Other qualifications mapped to the EDS standards

Unit Title	Level	Guided Learning	Credit Value
Digital Skills for Life	Entry 1	20	2
Digital Skills for Life	Entry 2	20	2
Digital Skills for Life	Entry 3	20	2

Unit Title	Level	Guided Learning	Credit Value
Digital Skills for Work	Entry 1	20	2
Digital Skills for Work	Entry 2	20	2
Digital Skills for Work	Entry 3	30	3
Digital Skills for Work	1	30	3
Digital Skills for Work	2	24	3



# Contact information



<https://www.gatewayqualifications.org.uk/>



[enquiries@gatewayqualifications.org.uk](mailto:enquiries@gatewayqualifications.org.uk)



01206 911 211

